



# MSR Gold™ FastFit

## MSR Gold™ 1500/2 FastFit

All lamps burn out eventually, but when this happens with single ended MSR Gold™ FastFit, it is replaced in seconds – thanks to the specially designed lamp base and lamp holder. This lamp provides a high beam intensity of pure, white light for a truly illuminating performance, while the gold-plated caps provide superior heat protection and prevent premature failure. P3 technology allows use in any position and at higher temperatures, further extending lamp life and consistency of high-quality light output. Also, because the FastFit design is applied to Philips Halogen lamps, switching between lamp technologies can be done quickly and easily. The Philips MSR Gold™ FastFit can be operated in a lamp wattage range between 700W and 2500W.

### Product data

<b>GeniPubl</b>		<b>ElecPubl</b>	
PGJX50   PGJX50	PGJX50 [ PGJX50]	1500 W	1500 W
UNIVERSAL   Any or Universal (U)	UNIVERSAL [ Any or Universal (U)]	16.1 A	16.1 A
Entertainment	Entertainment	198 V	198 V
750 h	750 h	<b>CntrPubl</b>	
FastFit	FastFit	Yes	Yes
<b>LittPubl</b>		<b>MechPubl</b>	
104000 lm	104000 lm	PGJX50	PGJX50
116000 lm	116000 lm	<b>LDRPubl</b>	
302	302	950 °C	950 °C
320	320	500 °C	500 °C
7200 K	7200 K	<b>ProductPubl</b>	
77 lm/W	77 lm/W	871869962595500	871869962595500
77	77		

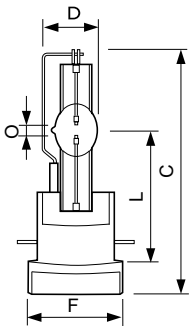
MSR Gold™ FastFit

MSR Gold™ 1500/2 FastFit	MSR Gold™ 1500/2 FastFit
8718699625955	8718699625955
928410305115	928410305115
1	1
4	4

928410305115	928410305115
0.133 kg	0.133 kg

Warnings and Safety

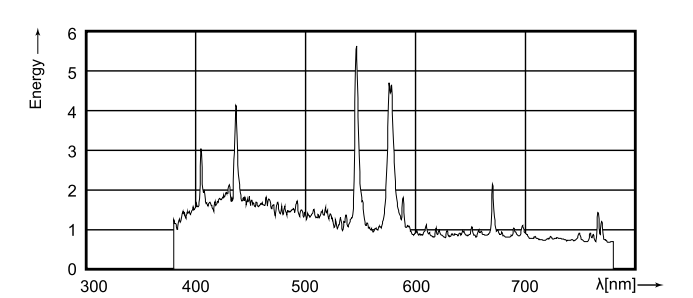
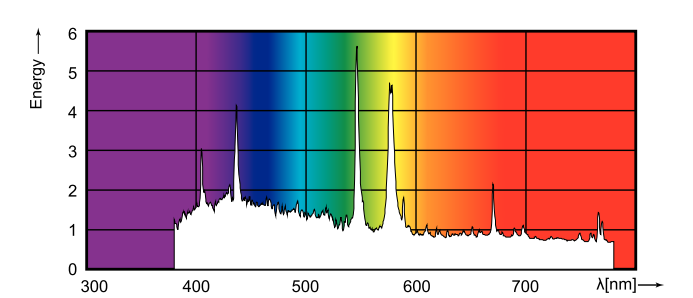
Dimensional drawing



Product	D (max)	O	L (min)	L (max)	L	C (max)	F
MSR Gold™ 1500/2 FastFit	28 mm	6.3 mm	64 mm	66 mm	65 mm	128 mm	50 mm

MSR Gold 1500/2 FastFit

Photometric data



Spectrum MSR Gold™ 1500 FastFit

Spectrum MSR Gold™ 1500 FastFit

